

Call us for personal Demonstration

Film Unwind Systems



PS-10014 Inverse


*Widths
Available:
41", 60", 80"*

- Servo, Surface driven units available.
- Digital tension controls.
- Compact designed
- Operator friendly control panel.
- Option center guiding



PS-8536 Surface Driven Unwind

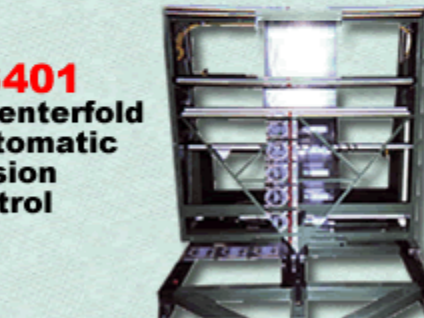

- AC Drives
- 2 Side posts
- Base frame mounted
- 60" maximum web width
- 50" maximum roll diameter



RO-AN's PS-3401 fast response adjustable auto tension control system provides accurate and consistent web tension for folding and bottom gusseting. Print registration and bag making are enhanced by this system.

- Dual Roll capability 60" x 34" diameter capacity
- Flange Mounted - Self Locking - Quick Release
- Unwind Shaft Holders with 3 or 6 inch Air Chucks
- Auto Tension Control System, PID Controller allows for Optimum Performance throughout Roll
- Five, Coast or GWD Edge Guide System
- Heavy Duty Hard Anodized Aluminum Rollers

PS-3401 Unwind/Centerfold with Automatic Tension Control



Executive Offices
64-20 Admiral Avenue
Middle Village, New York 11379

Tel: 718-821-1115
Fax: 718-821-3838
Email: sales@roan.com


Call us for personal Demonstration

Film Unwind Systems

PS-3930 Fife **PS-3931 Coast** Unwind /Centerfold Combination Mounted on a Frame

- Dual roll capability 24" diameter capacity Heavy duty Hard
- Anodized Aluminum Rollers.
- Fife, Coast or GWD Hydraulic Edge Guide Systems
- Two Unwind Shafts and four core chucks. 3" or 6" or conventional core chucks available
- A simple standard edge guide combination either mounted on a frame or simply by itself
- Free Standing Unwind & Center folders available

Widths Available:
41", 60", 80"



Widths Available:
41", 60", 80"



PS-3390 Straight In Unwind / Centerfold with Auto Tension Control System

- Dual roll capability 24" diameter capacity
- Air Tuning Bar
- Heavy duty Hard Anodized Aluminum Rollers.
- Bypass rollers on unit for J Sheet, tubing, etc.
- Fast response, fully adjustable auto tension control system for consistent operation from full roll to core. Eliminates drag brakes
- Fife, Coast or GWD Hydraulic Edge Guide Systems
- Two Unwind Shafts and four core chucks. 3" or 6" or conventional core chucks available.
- RO-AN's straight in configuration saves time & space because it remains stationary for unwinding any material, whether sheeting or prefolded. The automatic tension control feature affords you constant control of unwind tension to meet specific application parameters

This unit is designed to handle larger diameter rolls with or without slit seal capacity.

- AC Inverter Drive and Dancer System maintain constant Web Tension.
- Hydraulic Parent Roll Pivot Arm ease roll loading.
- Simplified Controls for ease in operation.
- Rubber Coated Driving Rolls.
- 60" x 36" Roll Capacity.
- Fife, Coast or GWD Edge Guide Systems

PS-3929 Surface Driven Unwind Stand



Executive Offices
64-20 Admiral Avenue
Middle Village, New York 11379

Tel: 718-821-1115
Fax: 718-821-3838
Email: sales@roan.com